



SREE NARAYANA GURU CO-OP. BANK LTD., MUMBAI



22nd | **ANNUAL**
REPORT
2021 - 2022

SREE NARAYANA GURU CO-OPERATIVE BANK LTD.

Estd. 2001

BOARD OF DIRECTORS



P. B. RAJMOHAN

Chairman



O. K. PRASAD

**Vice Chairman
Resigned W.E.F. 26/08/22**



K. K. SUSMERAN

**Vice - Chairman
W.E.F. 24/06/22**



DR. SURESHKUMAR MADHUSUDHANAN

Director



KOMALAN GANGADHARAN

Director



V V CHANDRAN

**Director
Resigned W.E.F. 26/08/22**



E P VASU

Director



MAYA SAHAJAN

**Director
Resigned W.E.F. 26/08/22**



PRASANNA ARAVINDAKSHAN

Director



C R UNNY

**Director
Resigned W.E.F. 26/11/21**



KISHOREKUMAR SUVARNA

**Director
CO-OPTED W.E.F.22/10/21**



KISHORE PANDURANG PARKAR

**Director
CO-OPTED W.E.F.26/11/22**



SURESH SHIVANNA SALIAN

Chief Executive Officer



SREE NARAYANA GURU CO-OPERATIVE BANK LTD.

Sree Narayana Nagar, P. L. Lokhande Marg, Chembur, Mumbai - 400 089

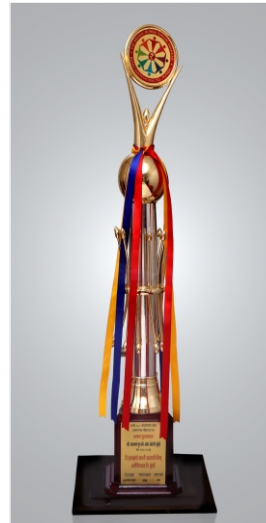
Ph. No.s : 8451910506 / 8850558466 www.sngbank.co.in,

E-mail : sngbank@yahoo.com / sngbank@gmail.com


Our various deposit schemes apart from Saving Bank Deposit & Current Accounts are Recurring Deposits, Fixed Deposits under monthly / quarterly / half-yearly / yearly interest payment scheme and also with compounded interest payment scheme etc. We extend the RTGS / NEFT facility. Lockers are also available. All our branches are fully computerized and CBS complaint.

BUSINESS HOURS

Monday to Saturday 9.00 a.m. to 05.30 p.m.
All Sunday Closed
2nd & 4th Saturdays Closed



2015-2016



2017-2018

INTEREST RATES ON DEPOSIT *

Savings Bank Deposit - 3.00%

Period	General Public	Sr. Citizen
15 Days to 180 Days	4.25%	4.25%
181 Days to 365 Days	5.50%	5.50%
Above 1 year to 5 years	6.25%	6.75%
Above 5 years to 10 years	6.50%	7.00%

*Interest Rates are subject to change from time to time

NOTICE OF ANNUAL GENERAL MEETING

Notice is hereby given that the 22nd Annual General Meeting of the Members of Sree Narayana Guru Co-operative Bank Ltd. will be held on Sunday, 18th day of September, 2022 at 10.30 a.m. at Sree Narayana Guru High School Complex, 1st Floor, Seminar Hall, P.L. Lokhande Marg, Chembur, Mumbai-400 089 to transact the following business.

1. To read and confirm the minutes of last Annual General Meeting held on 29th day of September, 2021.
2. To consider and adopt Annual Report together with Directors' Report and Audited Balance Sheet as on 31st March 2022 and the Profit and Loss Account for the year ended 31st March 2022 (the notice is uploaded in the website www.sngcbank.com and intimations are sent via postal inland letters).
3. To consider and adopt Statutory Audit Report from M/s. Yardi Prabhu & Associates LLP (Chartered Accountants) for the Financial Year ended 31.03.2022.
4. To ratify the submission of Statutory Audit Reports together with financial statements in English text for the Financial Year 2021-22.
5. To approve the recommendation of the Board of Directors to submit the Financial Statements together with Audited Balance Sheet as on 31st March 2022 and Profit and Loss Account for the Financial Year 2021-22 in English text since Mumbai being a cosmopolitan city.
6. To consider and adopt the recommendation of the Board of Directors for Amendment of Bye Laws.
7. Undertaking and disposal of any other business that may be brought before the house and answering of Member's questions, relating to the working of the Bank for the Financial Year 2021-22, permissible under the Bank's Bye-laws and Rules and about which at least 5 days' notice, in writing, has to be furnished to the Chairman at the Bank's Head Office.
8. To ratify decision of Board of Directors to recommend to RBI for re-appointment of M/s Yardi Prabhu & Associates LLP as Bank's Statutory Auditors for the F.Y. 2022-23.
9. To grant Leave of Absence to the members of the Bank who have not attended this 22nd Annual General Meeting.
10. Any other matter with the permission of the Chairman of the Meeting.

By order of the Board of Directors

Place : Mumbai
Date : 26.08.2022

Sd/-
Suresh S. Salian
Chief Executive Officer

Important Notes for Members:

1. In the absence of the quorum for the meeting at the appointed date and time, the meeting will be adjourned for half an hour and the adjourned meeting will be conducted immediately thereafter at the same venue irrespective of the quorum.
2. If any member desires any clarification on the accounts, information in the annual report and Financials, he/she is requested to submit the query in writing to H.O. at least 5 days prior to the meeting.
3. Members are requested to notify promptly the change in address, if any and contact number along with the email address.
4. The Certificates of Attendance is annexed to this notice. Shareholders are requested to fill in the certificate and affix their signature and take the acknowledgment of attendance.

SREE NARAYANA GURU CO-OPERATIVE BANK LTD., MUMBAI**PROFILE**

Registered Office:	SREE NARAYANA GURU CO-OPERATIVE BANK LTD. Sree Narayana Nagar, P. L. Lokhande Marg Chembur (West), Mumbai - 400 089 Mob no.: 8451910506/8850558466 E-mail: shares@sngcbank.com, sngcbank@gmail.com Website: www.sngcbank.com
No. & date of RBI Licence:	UBD.MUM(MAH) 0028P/2001-02 dated 02.02.2002
No. & Date of registration:	Mumbai DDR-2/Bank/others/102/2001-02 year 2001, dated 11.05.2001
Jurisdiction :	Greater Mumbai & Thane District
No. of Staff :	54

COMPARATIVE PERFORMANCE HIGHLIGHTS

(Rupees in Lakhs)

Indicators	2018-19		2019-20		2020-21		2021-22	
	Amt	Growth %	Amt	Growth %	Amt	Growth %	Amt	Growth %
DEPOSIT	6680.08	5.17	6177.58	(7.52)	6232.94	0.89	6485.51	4.05
ADVANCES	4017.00	17.15	3502.52	(12.80)	3253.55	(7.11)	3737.34	14.87
INVESTMENTS	2980.40	(-) 7.34	2850.71	(4.35)	3221.08	12.99	2950.06	(8.41)
TOTAL INCOME	709.50	1.24	685.42	(3.39)	672.94	(1.82)	655.05	(2.65)
TOTAL EXPENSES	683.52	1.25	732.88	7.22	656.05	(10.48)	680.82	3.77
NET PROFIT	25.98	0.74	(47.46)		16.89			(25.36)
SHARE CAPITAL	541.38	4.05	547.27	1.08	550.64	0.61	567.86	3.12
AUDIT CLASSIFICATION	A		A		A		A	

DIRECTORS' REPORT

Dear Shareholders,

It is our privilege to write to you and present the 22nd Annual Report for FY 2021-22. This has been an unimaginable year and despite all the pain and suffering, the unbreakable human spirit shines through – in the large and small acts of kindness, empathy and compassion. In many ways, humanity has come together to fight this global pandemic. Global co-operation has never been more important than it is now.

ECONOMIC GROWTH

During 2021-22, weakness in economic activity resurfaced in Q3 and got exacerbated by the emergence of the Omicron variant in January 2022. A gradual turnaround has been noticed during February, although in March 2022 a mixed picture was seen.

Consumer confidence is improving and households' optimism in outlook for the year ahead has strengthened with an uptick in sentiments. Both manufacturing and services PMIs remain in the zone of expansion; while manufacturing PMI moderated slightly in March, services and composite showed improvement.

The sustained and robust growth in services exports and in-bound remittances continue to keep our invisible account balance in large surplus, which helps to offset partly the merchandise trade deficit. Despite the sharp jump in crude oil and other commodity prices, we expect the current account deficit to remain at sustainable levels which can be financed with normal capital flows.

INFLATION

Looking ahead, the inflation trajectory will depend critically upon the evolving geopolitical situation and its impact on global commodity prices and logistics.

In this scenario, pro-active supply management is critical to contain inflation. Crude oil prices remain volatile and elevated, with considerable uncertainties surrounding global supplies. With the broad-based surge in prices of key industrial inputs and global supply chain disruptions, input cost push pressures appear likely to persist for longer than expected earlier. Their pass-through to retail prices, though limited till now given the continuing slack in the economy.

FINANCIAL MARKET

Economic activity was recovering from the ebbing of the Omicron wave when the fallout of the Ukraine-Russia conflict has overcast the near-term outlook with heightened uncertainties. Growth and inflation outcomes are at high risk across the world as well as in India. Updated forecasts indicate that headline inflation, which was expected to ease from current elevated

levels as food inflation gets contained on the back of record production and abundant stocks, is now subject to a large geopolitical shock. The escalation of war, continued supply chain disruptions, global financial market volatility emanating from monetary policy normalisation in major advanced economies and the evolving COVID-19 trajectory pose downside risks to growth and upside risks to the inflation outlook and could get exacerbated significantly by the intensification of geopolitical tensions. The concomitant surge in global oil and commodity prices to multi-year highs has increased risk aversions reflected in jumps in financial market volatility and these developments could increasingly shape the economic prospects globally and for India.

CREDIT MARKET

Credit growth was driven by all the major economic sectors. Credit to agriculture accelerated to 10.4 per cent (y-o-y) in February 2022 from 8.6 per cent in February 2021 on the back of a higher target, the interest subvention scheme and priority sector lending. Growth in credit to industry recovered to 6.5 per cent in February 2022 from a low of 1.0 per cent a year ago, aided by higher flows to MSMEs and a turnaround in large industry. Personal loans remained the key driver of overall bank credit, with a share of 42.7 per cent in incremental offtake (y-o-y) in February 2022. The uptick in credit growth was seen across banks. Domestic financial markets have moved broadly in sync with the accommodative monetary policy stance. The balancing of liquidity from the fixed rate window to variable rate reverse repo auctions is firming up money market rates. Bond yields have risen from historic lows on the back of higher crude oil prices and the expected monetary policy normalisation by advanced economy central banks.

URBAN CO-OPERATIVE BANKING SCENARIO

MONETARY POLICY STANCE

The Monetary Policy Committee (MPC) remained accommodative throughout F.Y. 2021-22 keeping the policy rates constant to revive and sustain growth on a durable basis and mitigate the impact of COVID-19 on the economy, while ensuring that inflation remains within the mandated target.

The MPC remaining flexible introduced Standing Deposit Facility (SDF) 25 bps below the REPO rate at 3.75% p.a. in its first monetary policy of F.Y. 2022-23 allowing RBI to absorb liquidity of Banks without providing collateral.

As per RBI's report on Trend and Progress of Banking in India, the Balance sheet growth of Urban Co-operative Banks (UCBs) was driven by deposits, while subdued credit growth led to acceleration in investments. Their financial indicators, including capital position and profitability, improved. The profitability of state co-operative banks and district central co-operative banks improved, while their asset quality deteriorated.

CONCLUSION

Nevertheless, financial conditions remain conducive to growth and credit offtake is gaining traction. The RBI's market operations remain supportive of the recovery. Going forward, they will contextually factor in the developments in global financial and commodity markets, which are witnessing volatility due to worsening geopolitical situations and monetary policy normalisation in the major Asian European Countries, so as to insulate domestic financial markets from spill overs.

We at The Sree Narayana Guru Co-op Bank Ltd (SNGC)) are well placed to grow and participate in the initiatives announced by the Government. Your Bank has been focussing on recovery of Non-Performing Assets and have made significant progress on this front.

The overall financial position of the Bank continues to be strong as reflected in the Capital to Risk Assets Ratio of 17.46% as against the minimum requirement of 9% as per the RBI guidelines. Detailed position of the financial is given in the attached accounts.

Business mix of your bank during the year is Rs. 10222.86 lakhs which comprises of Deposits of Rs. 6485.52 lakhs and advances of RS. 3737.34 lakhs. During the year, your Bank has made a growth in deposits of Rs 252.57 lakhs i.e just over 4.05 % and growth in advances is Rs. 483.79 lakhs i.e 14.87 %. Bank has an operating profit of Rs.18.68 lakhs. However, due to provision against PMC Bank Deposit, additional BDDR provision and income tax your Bank has made a loss of Rs. 25.36 lakhs during the year as against a net profit of Rs. 16.89 lakhs during the F.Y. 2020-21.

With a new leadership at the helm, we are building on our execution muscle by creating future growth engines focusing on increasing our customer base with digital technology being the driving force. People and Technology are two main drivers of the Business Growth. The Bank will lay special emphasis on Training, Up-skilling of the existing Employees and also recruit new talent to enhance productivity. Automation of Business Processes, strengthening Cyber Security and modernising Information Technology infrastructure are among the top priorities of the Bank. The Bank has chosen new cost effective Software as a Service model for various IT solutions. The Bank is in the process of implementing best in class Centralised Banking Solution (CBS) and ATM/Debit Card.

Change takes time, but I am pleased to share that we are now well settled into these new ways of working and remain resolutely focused on fulfilling our customers' needs. The Bank is committed to enhance the Banking experience for all our Customers.

I look forward to the continued patronage of all our Shareholders, Customers, Staff and all our well-wishers.

BUSINESS & FINANCIAL PERFORMANCE:

The highlights of performance of the Bank during the year under review as compared with the previous year are as under:

Parameter	2020-21 Rs. In Lakhs	2021-22 Rs. In Lakhs	% Growth
Working Fund	7227.68	7531.59	4.20%
Net Profit	16.88	(25.36)	
Net Worth	887.62	708.23	(20.2%)
Priority Sector Advances	1577.28	1990.82	26.22%
Percentage of P.S.A. to Total Advances	48.48%	53.27%	
Advances to Weaker Section	298.06	378.29	26.92%
% of Finance to Weaker Section out of Priority Sector Advances	18.90%	10.12%	
Net NPA	187.53	160.36	(14.4%)
CRAR	20.80%	17.46%	

A. DEPOSITS:

During the F.Y 2021-22, deposits increased from Rs.6232.94 lakhs to Rs.6485.52 lakhs showing a net increase of Rs. 252.58 lakhs i.e. 4.05% and the composition of Deposits as compared to the previous year is as under:

(Rs. in Lakhs)

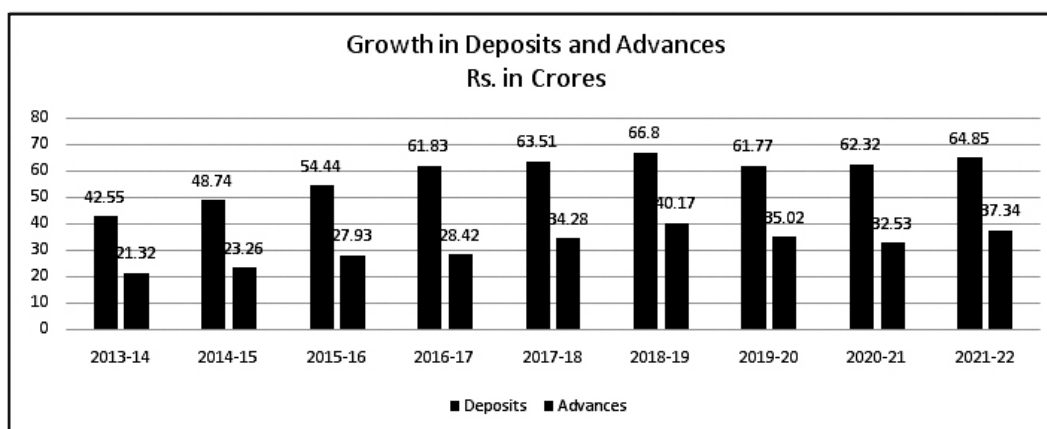
No	Segment of Deposits	As on 31.03.2021	As on 31.03.2022	% growth
1	Savings	1461.96	1546.91	5.81%
2	Current	432.11	343.72	20.46%
3	Term deposits	4338.87	4594.88	5.90%
4	Total	6232.94	6485.51	4.05%

B. ADVANCES

During the year under review, the advances increased by Rs. 483.79 lakhs i.e.14.87%. The position of Loans and Advances outstanding as on 31.03.2021 was Rs. 3253.55 lakhs and the same has increased to Rs.3737.34 lakhs during the year ending 31.03.2022. The break-up of advances under various segments is as under:

(Rs. in Lakhs)

No.	Segment	31.03.2021	31.03.2022	% Growth
1	CC/OD	966.96	1080.26	11.71%
2	Housing Loan	616.11	550.05	(10.72%)
3	Education Loan	11.25	27.15	141.33%
4	Gold Loan	72.17	76.83	6.45%
5	Other Loans	1587.06	2003.05	26.20%
	Total	3253.55	3737.34	14.87%

Growth Trend in Deposits & Advances (Cumulative)**C. PRIORITY SECTOR ADVANCES**

The Priority Sector Advances as on 31.03.2022 were Rs.1990.82 lakhs as against Rs.1577.28 lakhs in previous year. This constitutes 53.27% of total advances as against the target of 50% prescribed by the Reserve Bank of India.

D. DICGC COVER

The deposit insurance cover has been increased up to Rs.5.00 lakhs. The premium has been paid up-to-date to “**Deposit Insurance & Credit Guarantee Corporation of India**” so as to protect the Depositors’ interest.

E. CAPITAL TO RISK ASSET RATIO (CRAR)

The Capital to Risk Asset Ratio (CRAR) stood at 17.46% as on 31.03.2022 due to additional provision for deposits held in the PMC Bank as against the threshold limit of 9.00% prescribed by RBI. This implies that 17.46% of risk assets are backed by capital.

F. NET NPA

The Bank has made total provision of Rs.112.80 Lakhs against the Gross NPA of Rs.273.16 lakhs resulting in Net NPA being Rs.160.36 Lakhs as on 31st March, 2022. The Net NPA was Rs.187.53 lakhs as on 31st March 2021. Hence, Net NPA has declined by Rs. 27.17 lakhs in March'22 i.e. 14.48%. The Bank has complied with the provisioning norms stipulated by RBI. Percentage of net NPA to net advance is 4.42% as on 31st March 2022 as against 5.93% as on 31st March 2021.

G. INVESTMENTS

The surplus funds of the Bank were invested as per the rules and guidelines of Reserve Bank of India, in Fixed Deposits with various Co-op. Banks, District Central Co-op Bank and in the Government Securities. As per guidelines of RBI total Investment in Government Securities was Rs.1504.59 lakhs and total Investment in Fixed Deposits with various banks was Rs.745.49 lakhs. Investment of Rs.1354.89 lakhs in G-Sec is categorized under HTM (Held to Maturity) and Rs.149.70 lakhs under AFS (Available for Sale). In addition, Bank has investments of Rs. 599.97 lakhs in Mutual funds (under Debt funds).

H. PROFIT / LOSS

The Bank's accumulated loss for the Financial Year stood at Rs. 55.92 lakhs against the gross loss of Rs. 30.56 lakhs recorded in the previous year as detailed below:

(Rs. in Lakhs)

As at 31 st March 2021	(PROFIT AND LOSS ACCOUNT)	As at 31 st March 2022
0.00	Balance as per last Balance Sheet	(3,056,558.31)
760.67	Profit for the year 2018-19	0.00
(4,746,051.72)	Loss for the year 2019-20	0.00
1,688,732.74	Profit for the year 2020-21	0.00
0.00	Profit for the year 2021-22	(2,535,585.72)
(3,056,558.31)	NET LOSS C/FD TO FINANCIAL YEAR 2022-23	(5,592,144.03)

I. DIVIDEND:

Due to accumulated loss no dividend payment is recommended for the Financial Year 2021-22.

J. SHARE CAPITAL:

The share capital of the Bank as on 31.03.22 is Rs. 567.87 lakhs, a net increase of Rs.17.23 lakhs over the previous year.

K. AREA OF OPERATION

The area of operation of your Bank is spread over to Greater Mumbai and Thane districts. Bank has renewed its request for extension of area of operation to Raigad and Palghar District, consequent to reorganisation of Thane District. But the same has not yet been considered by the Commissioner of Co-operative & Registrar of Co-operative Societies.

L. BRANCH NETWORK

The Bank has 6 branches at Chembur, Bhandup, Mulund, Nerul, Koparkhairane and CBD Belapur. All branches are CBS (Core Banking Solutions) compliant.

M. HUMAN RESOURCE:

The total staff strength of the Bank as on 31st March, 2022 was 54 which comprises of 23 Officers, 21 Clerks and 10 subordinate staff. The Business per employee was Rs.186.05 lakhs as on 31st March, 2022 as against Rs. 230.47 lakhs as on 31st March, 2021.

N. NEW PRODUCT

Bank has entered into a tie-up with Bajaj Allianz General Insurance Company Ltd. for Insurance Business and hence opened a new avenue for non-fund based income.

O. MEMBERSHIP

The total number of members as on 31.03.2022 was as under:

<u>Category</u>	<u>31.03.2022</u>
Regular	4922
Nominal	938

P. AUDIT**i. STATUTORY AUDIT**

M/s. Yardi Prabhu & Associates LLP, Chartered Accountants, were appointed as the statutory auditors and they have conducted the Statutory Audit of the Bank for the Financial Year 2021-22.

Bank continues to maintain “A-Grade” under Audit classification.

ii. CONCURRENT AUDIT

M/s. Banwat & Co., Chartered Accountants, conducted the Concurrent Audit of the Bank during F.Y. 2021-22.

Q. BOARD MEETINGS:

The Board of Directors met regularly and deliberated on business and all other important matters. In all 15 Board meetings were held during the year.

R. COMMITTEES:

The Bank has the following sub-committees comprising of Directors of the Board for Business development as also for overseeing the other operational areas.

Sr. No.	Sub-Committees
1	Audit Committee
2	Investment Committee
3	Executive Committee (HR & Business Development)
4	Loan and Recovery Committee

The Human Resource Committee and Business Development Committee have been merged to form the Executive Committee.

S. CORE BANKING SOLUTIONS:

All branches of the Bank have fully migrated to the CBS [Core Banking Solutions] platform supported by a software provider [M/s Infracore Technologies Ltd].

In order to provide our customers with better service and reports, Bank has decided to shift our CBS to a new service provider.

T. NON SLR INVESTMENTS:

(Rs. in lakhs)

Issuer	Amount	Extent of Private Placement	Extent of 'Below Investment Grade Securities'	Extent of 'Unrated Securities'	Extent of 'Unlisted Securities'
1	PSUs	-	-	-	-
2	FIs	-	-	-	-
3	Banks	745.49	-	-	-
4	Private Corporates	-	-	-	-
5	Subsidiaries / Joint Ventures		-	-	
6	Others	599.97	-	-	-
	Total	1345.46	-	-	-

U. RESIGNATION OF DIRECTOR:

Mr. C.R. Unny, the Professional director, had tendered his resignation from the post of Director of the Bank on personal reason and the same was accepted by the Board of Directors in their meeting held on 26/11/2021.

V. CO-OPTION OF EXPERT DIRECTORS:

Shri. Kishorkumar Suvarna, C.A. and Shri. Kishor Pandurang Parkar, Banking expert have been co-opted as Professional directors for the period 2021-2025 in terms with the RBI Circular no. PCB.CIR.POT 39/09.103.01/2001-02 DT-05/04/2012 w.e.f 22nd October 2021 and 26th November 2021 respectively.

W. OBITUARY

The Board of Directors express their grief over the sad demise of Shri V.R. Sadashivan who was associated with the Bank as a Director during the period of F.Y. 2014-15 till 2019-2020.

APPRECIATION:

The Board sincerely thanks all the Shareholders, valued Customers, Depositors and Well-wishers for extending their whole hearted support to the Bank.

Your Directors also express their sincere gratitude to Sree Narayana Mandira Samiti and its members for extending their co-operation from time to time. Your Directors take the opportunity to express their sincere appreciation for the dedicated efforts and total commitment put in by all the staff members of the Bank.

The Board also places on record its sincere thanks for the assistance, guidance and co-operation extended by the following authorities:

1. Reserve Bank of India, especially Department of Banking Supervision, Mumbai
2. Commissioner of Co-operation and Registrar of Co-operative Societies, Pune, Maharashtra
3. The Jt. Divisional Registrar, Mumbai & the District Deputy Registrar and his office staff, Konkan Bhavan, CBD Belapur, Navi Mumbai
4. The Mumbai District Central Co-operative Bank Ltd, Fort and Chembur Branch
5. ICICI Bank Ltd.
6. HDFC Bank Ltd.
7. The SVC Co-operative Bank Ltd.
8. Bassein Catholic Co-op Bank Ltd.
9. Suryoday Small Finance Bank Ltd.
10. Utkarsh Small Finance Bank Ltd
11. Ujjivan Small Finance Bank Ltd.
12. Jana Small Finance Bank Ltd.
13. Saraswat Co-operative Bank Ltd.
14. State Bank of India, CBD Belapur
15. The Maharashtra Urban Co-op. Banks Federation Ltd.
16. The Brihan Mumbai Nagari Sahakari Banks Association Ltd.
17. The Maharashtra State Co-operative Bank's Association Ltd.
18. The Indian Banks' Association
19. Unity Small Finance Bank Ltd.
20. M/s. Yardi Prabhu & Associates LLP. Chartered Accountants. - Statutory Auditors
21. M/s. Gada Jain & Associates LLP., Chartered Accountants – Tax Consultant
22. M/s. Banwat & Co., Chartered Accountants - Concurrent Auditors
23. Keraleeya Samajam, Bhandup, Mumbai
24. Bajaj Allianz General Insurance Company Ltd.
25. MSEDCL
26. UTI Infrastructure Technology and Services Ltd.
27. Vikas Genie (Mutual Fund)
28. Nahur Citizens' Welfare Association

For and on behalf of the Board of Directors

Sd/

P B Rajmohan,
Chairman

Date: 26.08.2022

SREE NARAYANA GURU CO-OPERATIVE BANK LTD
BALANCE SHEET AS ON 31ST MARCH,2022

31.03.2021	CAPITAL AND LIABILITIES	SCH	31.03.2022	31.03.2021	PROPERTY AND ASSETS	SCH	31.03.2022
5,50,64,275.00	1. CAPITAL ACCOUNT	"A"	5,67,86,726.00	3,00,67,934.30	1. CASH	"E"	3,84,46,989.59
					in hand with RBI,SBI, Maharashtra state Co-op Bank and District Central Co-op Bank		
3,67,54,479.71	2. RESERVE FUND AND OTHER RESERVES	"B"	4,12,18,861.71				
62,32,94,661.80	3. DEPOSITS AND OTH ACCOUNTS	"C"	64,85,51,754.98	10,91,65,294.03	2. BALANCE WITH OTHER BANKS	"F"	9,84,56,512.10
	4. BORROWING (Under Long Term Deposit Scheme)			1,00,00,000.00	3. MONEY AT CALL AND SHORT NOTICE		1,00,00,000.00
	5. BILLS FOR COLLECTION BEING BILLS RECEIVABLE (AS PER CONTRA)			22,50,56,320.12	4. INVESTMENTS	"G"	21,04,57,214.03
	6. BRANCH ADJUSTMENT			32,53,55,353.06	5. ADVANCES	"H"	37,37,34,069.93
1,21,95,322.00	7. OVERDUE INTEREST RESERVE		1,53,76,114.00		6. INTEREST RECEIVABLE		
	8. INTEREST PAYABLE		30,39,762.00	1,21,95,322.00	a. On Non Performing Advances		1,53,76,114.00
76,55,103.46	9. MISCELLANEOUS LIABILITIES	"D"	85,60,603.98	31,71,590.00	b. On Investments		41,92,229.79
					c. On Ex-Gratia interest		
					7. BILLS RECEIVABLE BEING BILLS COLLECTION (AS PER CONTRA)		
				54,038.18	8. BRANCH ADJUSTMENT		8,229.00
				66,14,542.00	9. FIXED ASSETS	"I"	57,52,570.00
				1,02,26,888.97	10. OTHER ASSETS	"J"	1,10,27,472.20
					11. DEFERRED TAX ASSET		4,90,267.00
				30,56,558.31	12. PROFIT & LOSS A/C	"K"	55,92,144.03
73,49,63,841.97			77,35,33,821.67	73,49,63,841.97			77,35,33,821.67
	NOTES ON ACCOUNTS						
	CONTINGENT LIABILITIES						
12,50,000.00	A) On Acceptance/ Letter of Guarantee/ Behalf of Constituents		22,50,000.00				
11,98,220.59	B) DEAF Fund		14,07,422.72				

YARDI PRABHU & ASSOCIATES LLP
Statutory Auditors

P. B. RAJMOHAN
Chairman

O. K. PRASAD
Vice - Chairman

SURESH S. SALIAN
Chief Executive Officer

Directors : KOMALAN GANGADHARAN
 KISHORE PANDURANG PARKAR
 PRASANNA ARAVINDAKSHAN

E P VASU
 V. V. CHANDRAN
 DR. SURESHKUMAR MADHUSUDHANAN

K. K. SUSMERAN
 MAYA SAHAJAN
 KISHOREKUMAR SUVARNA

SREE NARAYANA GURU CO-OPERATIVE BANK LTD

PROFIT AND LOSS ACCOUNT FOR THE YEAR ENDED 31ST MARCH, 2022

PREVIOUS YEAR	EXPENDITURE	SCH	CURRENT YEAR	PREVIOUS YEAR	INCOME	SCH	CURRENT YEAR
3,80,44,456.19	TO INTEREST ON DEPOSITS, BORROWINGS ETC		3,64,10,504.28	3,49,09,146.75	BY INTEREST AND DISCOUNT		3,77,19,179.33
1,06,34,990.38	TO SALARIES AND ALLOWANCES		1,22,97,236.00		77,066.70	BY COMMISSION, BROKERAGE	41,719.91
-9,500.00	TO DIRECTORS FEES AND ALLOWANCES			1,18,64,182.66	BY INTEREST RECEIVED ON G-SEC		1,34,37,345.46
47,35,522.98	TO RENT, TAXES, INSURANCES, LIGHTING, DIC PREMIUM ETC		48,00,547.32	60,96,140.00	BY INTEREST ON BANK DEPOSIT		64,39,782.00
23,000.00	TO LEGAL CHARGES		61,746.00		3,82,922.00	BY INTEREST ON CALL MONEY	1,71,451.00
80,430.00	TO REPAIRS AND MAINTENANCE		1,04,532.50		22,60,049.03	BY OTHER INCOME	31,00,383.66
	TO PROFESSIONAL FEES			24,64,376.17	BY EARNINGS ON INVESTMENT IN MUTUAL FUND	"M"	20,41,083.91
1,78,784.80	TO POSTAGE, TELEGRAMS AND TELEPHONE CHARGES		1,40,020.28	95,200.00	BY INTEREST ON TREASURY BILL		1,94,595.00
2,68,373.12	TO AUDITORS FEES (STATUTORY, INTERNAL AND CONCURRENT)		8,07,689.66	71,45,000.00	BY PROFIT ON SALE OF GOVT-SECS		21,21,076.00
1,65,435.92	TO PRINTING AND STATIONERY		4,08,350.68	20,00,000.00	BY EXCESS PROVISION OF BDDR REVERSED		
24,791.12	TO ADVERTISEMENT		75,364.20		BY EXCESS PROVISION ON DEPRECIATION ON INVESTMENT		2,38,820.00
40,21,805.46	TO OTHER EXPENDITURE	"L"	47,55,831.57				
	TO LOSSES ON SALE OF INVESTMENTS			23,26,000.00			
11,23,274.60	TO DEPRECIATION ON ASSETS		10,48,590.50				
-5,700.00	TO PROVISION FOR EXPENSES						
3,88,014.00	TO AMORTISATION OF PREMIUM ON INVESTMENTS		1,59,682.00				
9,03,500.00	TO CONSULTANCY PROVISION AGAINST DEPRECIATION IN INVESTMENTS						
	PROVISIONS AND CONTINGENCY FOR						
2,25,715.00	TO PROVISION FOR EX-GRATIA						
20,00,000.00	TO PROVISION FOR PWC BANK DEPOSIT						
28,02,448.00	TO PROVISION FOR BAD AND DOUBTFUL DEBTS		20,33,846.00				
	TO PROVISION FOR DEPRECIATION ON INVESTMENTS		26,50,266.00				
16,88,732.74	TO NET PROFIT/(LOSS) BEFORE TAX		25,77,340.72				
	TO INCOME TAX						
	PERVIOUS YEAR						
	CURRENT YEAR		4,46,512.00				
	TO DEFERRED TAX		-4,90,267.00				
	TO NET PROFIT/(LOSS) AFTER TAX		25,35,585.72				
6,72,94,076.31	TOTAL		6,55,05,836.27	6,72,94,075.31	TOTAL		6,55,05,836.27

YARDI PRABHU & ASSOCIATES LLP

Statutory Auditors

P. B. RAJAMOCHAN

Chairman

O. K. PRASAD

Vice - Chairman

SURESH S. SALIAN

Chief Executive Officer

Directors :

KOMALAN GANGADHARAN

E P VASU

V. V. CHANDRAN

K. K. SUSMERAN

KISHORE PANDURANG PARKAR

DR. SURESHKUMAR MADHUSUDHANAN

MAYA SAHAJAN

KISHOREKUMAR SUVARNA

SCHEDULE TO BALANCE SHEET & PROFIT AND LOSS STATEMENT

31.03.2021	SCHEDULE – A [Share Capital]	31.03.2022
10,00,00,000.00	(a) Authorised Capital: 4000000 Shares of Rs.25/- each	10,00,00,000.00
	(b) Subscribed & Paid Up Capital	
5,50,64,275.00	Issued & Paid up Capital	5,67,86,725.00
5,50,64,275.00	Total Share Capital	5,67,86,725.00

31.03.2021	SCHEDULE – B [Reserve Funds]	31.03.2022
1,51,32,663.36	Statutory Reserve Fund	1,52,09,263.36
48,85,000.00	Building Fund	48,85,000.00
10,01,986.00	Standard Asset Reserve	10,01,986.00
92,46,366.75	Bad & Doubtful Debts Reserve (Provisions)	11,280,212.75
15,03,463.60	Funds for Unforeseen loss	15,03,463.60
24,000.00	Technology Development Fund	24,000.00
57,500.00	Nominal Membership	0.00
903,500.00	Investment Depreciation Reserve	664,680.00
40,00,000.00	Reserve Fund – PMC Bank deposit	6,650,256.00
3,67,54,479.71	Total Reserve Funds	41,218,861.71

31.03.2021	SCHEDULE – C [Deposits & Other Accounts]	31.03.2022
	Current Bank Deposit:	
43,211,036.28	Individuals	34,372,290.37
	Savings Bank Deposits:	
133,695,864.56	Individuals	139,092,856.47
12,500,735.96	Other Societies	15,598,541.14
	Term Deposits:	
9,884,783.00	Short Term Deposit	31,905,327.00
18,790,203.00	Monthly Interest Deposit	18,453,199.00
311,023,260.00	Deposit Reinvestment	357,914,763.00
9,594,140.00	Recurring Deposit	7,413,045.00
36,627,278.00	Quarterly Interest Deposit	34,816,755.00
13,501,431.00	Fixed Deposits – 400 Days	0.00
13,053,209.00	Fixed Deposits – 800 Days	830,295.00
21,412,721.00	Fixed Deposits – 1000 Days	8,154,683.00
623,294,661.80	Total	648,551,754.98

31.03.2021	SCHEDULE – D [Miscellaneous Liabilities]	31.03.2022
22,60,000.00	Provision for Income Tax A.Y. 17-18	22,60,000.00
1,00,000.00	Provision for Income Tax A.Y. 17-18	1,00,000.00
10,00,000.00	Provision for Income Tax A.Y. 18-19	10,00,000.00
9,00,000.00	Provision for Income Tax A.Y. 19-20	9,00,000.00
0.00	Provision for Income Tax A.Y. 22-23	448,512.00
71,825.00	Professional Tax payable	0.00
96,574.00	Pay Order Issued	1,149,783.00
7,17,217.20	Sundry Creditors	195,439.00
1,07,469.00	TDS payable	276,612.00
1,26,459.00	Provision for PF	137,045.00
2,00,000.00	Provision for Audit Expenses	0.00
4,80,133.00	Provision for Various expenses	1,037,439.00
9,10,381.00	Dividend Payable 2018-19	876,999.00
80,000.00	Education Fund	46,000.00
46,000.00	Provision for Education Fund	0.00
1,40,139.78	SGST Payable	0.00
1,40,139.78	CGST Payable	0.00
22.50	IGST Payable	0.00
1,484.00	Surcharge Payable	2,069.00
14,079.99	Clearing Difference Payable	15,067.00
2,25,715.00	Ex Gratia payment to Borrowers	1.00
0.00	Advance Commission	46,874.67
6,595.17	NEFT Difference	0.00
30,869.04	DEAF A/c	68,762.71
76,55,103.46	Total Miscellaneous Liabilities	8,560,603.98

31.03.2021	SCHEDULE – E(Cash)	31.03.2022
7,439,290.00	A) Cash –in –hand	6,839,699.00
	B) Current Deposits	
175,023.25	State Bank of India and Subsidiary	184,036.05
16,953,621.05	Dist. Central Co-operative Bank	25,923,264.54
	C) Fixed Deposits	
5,500,000.00	Mumbai District Central Co-op Bank Ltd.,	5,500,000.00
30,067,934.30		38,446,999.59

31.03.2021	SCHEDULE – F [Balance with other Banks]	31.03.2022
	1. Current Deposits with private and Nationalised Banks	
152,421.80	H.D.F.C BANK LTD,	152,416.90
958,763.00	PMC BANK	0.00
24,962,831.14	SVC BANK, Chembur	17,750,123.93
0.00	Jana Bank	48,565.01
0.00	Unity SFB	11,083,760.00
1,539,515.09	ICICI BANK	372,663.26
	2. Fixed Deposits with other Banks	
700,000.00	Saraswat Co-op Bank Ltd.	0.00
5,000,000.00	SVC Bank	11,000,000.00
10,000,000.00	Punjab and Mah. Co-op Bank Ltd.	0.00
6,000,000.00	Jana Bank	10,000,000.00
26,159,400.00	Bassein Catholic Co-op Bank Ltd.	13,383,852.00
11,347,363.00	SURYODAY Bank	11,347,363.00
7,345,000.00	Ujeevan Small finance Bank	7,345,000.00
15,000,000.00	Utkarsh Bank	15,972,768.00
109,165,294.03	Total	98,456,512.10

31.03.2021	SCHEDULE – G (Investments)	31.03.2022
165,058,320.00	1. Government Securities (at face value: Rs 1500.00 lakhs (P.Y. Rs. 1640.00 lakhs)) (at market value: Rs 1483.52 lakhs (P.Y. Rs. 1695.28 lakhs))	150,459,214.00
59,997,000.12	2. Others approved Securities-Reserve Fund	59,997,000.03
1,000	3. Shares	1,000
225,056,320.12		210,457,214.03

31.03.2021	SCHEDULE – H [Advances]	31.03.2022
	i. Short term Loans, Cash credits, Overdraft and Bills Discounted of which secured against	
107,723,751.96	Other tangible securities	117,094,091.71
18,928.00	Of the advances: a. amount overdue	95,722.00
10,541,276.00	b. Considered bad and doubtful of recovery	6,351,241.00
	ii. Medium Term loans of which secured against	
143,629,768.10	Other tangible securities	192,942,902.52
12,390,968.00	Unsecured	8,691,130.70
1,485,477	Of the advances: a. amount overdue	1,243,389.00
10,997,754.00	b. Considered bad and doubtful of recovery	12,892,931.00

	iii. Long term loans of which secured against	
61,610,865.00	Other tangible securities	55,005,945.00
80,756.00	Of the advances:	
	a. amount overdue 255,270.00	
6,460,145.00	b. Considered bad and doubtful of recovery 8,072,010.00	
	iv. Bills discounted and purchased payable Outside India	
1,585,161.00	Of the advances:	
	a. amount overdue for recovery 1,594,381.00	
27,999,175.00	b. Considered bad and doubtful of recovery for which provision of Rs. 27,316,182.00 (of the total advances of Rs.3737.34 lakhs(Rs. 3253.55lakhs) advances of Rs.273.16 lakhs (Rs.279.99 lakhs) considered Bad and Doubtful of recovery and provision of Rs.112.80 lakhs (Rs.92.46 lakhs)	
325,355,353.06		373,734,069.93

31.03.2021	SCHEDULE – I [Fixed Assets]	31.03.2022
306,900.00	Computer s/w	127,608.50
316,602.00	Computer h/w	257,293.00
328,978.00	Electrical	283,883.00
3,919,693.00	Furniture and Fixtures	3,527,721.00
241,297.00	Air Conditioner	205,101.00
1,501,072.00	Civil works	1,350,964.00
6,614,542.00		5,752,570.00

31.03.2021	SCHEDULE – J [Other Assets]	31.03.2022
13,425.00	Periodicals & Reference Books	0.00
22,490.00	Electricity Meter Deposit a/c	22,490.00
10,000.00	Security Deposit - Water connection	10,000.00
2,000.00	Security Deposit - Telephone	2,000.00
13,62,000.00	Security Deposit- Premises	1,362,000.00
2,00,000.00	Security Deposit - MSEDCL	200,000.00
10,000.00	Security Deposit – UTI	10,000.00
5,676.20	UTI stamp for PAN card	5,676.20
15,953.00	Stamps & Stamped documents	0.00
22,60,000.00	Advance Income Tax A.Y. 17-18	2,260,000.00
20,00,000.00	Advance Income Tax A.Y. 18-19	2,000,000.00
15,00,000.00	Advance Income Tax A.Y. 19-20	1,500,000.00
8,50,000.00	Advance Income Tax A.Y. 20-21	850,000.00
6,00,000.00	Advance Income Tax A.Y. 21-22	1,200,000.00
0.00	Advance Income Tax A.Y. 22-23	1,000,000.00
3,66,140.14	SGST Receivable	164,836.00
3,72,892.13	CGST Receivable	175,074.00
15,667.50	IGST Receivable	0.00

7,441.00	Clearing Difference Receivable	7,441.00
85,268.00	Advance Expenses	55,220.00
2,67,513.00	Stock of Stationary	198,257.00
(95.00)	Prepaid Expense	1,861.00
0.00	Sundry Debtors	2,355.00
0.00	TDS Receivable	262.00
2,60,519.00	Ex-Gratia payment to borrowers	0.00
10,226,889.97	Total Other Assets	11,027,472.20

31.03.2021	SCHEDULE-"K" (PROFIT AND LOSS ACCOUNT)	31.03.2022
0.00	Balance as per last Balance Sheet	(3,056,558.31)
760.67	Profit for the year 2018-19	0.00
(4,746,051.72)	Loss for the year 2019-20	0.00
1,688,732.74	Profit for the year 2020-21	0.00
0.00	Profit for the year 2020-21	(2,535,585.72)
(3,056,558.31)	Balance transferred to Balance Sheet	(5,592,144.03)

31.03.2021	SCHEDULE -"L" [Other Expenses]	31.03.2022
4,70,840.00	Electricity Bill Expenses	509,111.00
10,000.00	Donation	0.00
78,585.50	Annual General Meeting Expenses	105,846.46
12,99,633.20	Annual Maintenance Contract	2,218,590.28
1,368.30	Bank Charges	1,023.14
148,096.82	Clearing charges	142,757.96
0.00	Periodical and Reference book	14,369.00
5,47,807.33	Conveyance	580,775.00
11,000.00	Diwali Expenses	27,028.50
30,200.00	Licence Fees	20,000.00
218,042.31	Miscellaneous Expense	382,933.79
6,538.00	Newspaper	13,973.00
1,44,154.00	Refreshment Expense	158,853.00
6,51,981.00	Service Tax Assessment dues	0.00
84,685.00	Subscription	100,280.00
95,489.00	Security Guard Charges	111,180.00
6,416.00	Water Charges	37,183.00
48,134.00	Election expense	0.00
154,511.00	Professional fees	323,200.00
0.00	Stamps and stamp documents	600.00
0.00	Computer accessories	6,619.44
1,324.00	Commission Paid	1,508.00
13,000.00	Education fund	0.00
40,21,805.46	Total Other Expenses	4,755,831.57

31.03.2021	SCHEDULE – “M” [Other Income]	31.03.2022
9,388.85	Account Closing Charges	16,663.86
98,475.04	Cheque Book Charges	116,948.64
1,91,854.44	SDV Locker Rent	184,516.00
2,300.00	Stop Payment Charges	0.00
10,25,446.90	Processing Charges	1,562,324.42
2,34,083.43	Service Charges Received	100,784.00
1,94,010.62	Minimum Balance Folio Charges	564,311.84
1,88,058.29	Cheque Return Charges	296,269.44
100.00	CERSAI income	0.00
5,198.40	Duplicate. Statement Charges	3,805.00
1,89,860.22	Miscellaneous Receipts	104,801.00
9,450.00	Gold Valuation	0.00
59.00	Signature Verification Charges	132.00
0.00	Infrastructure facility commission	55,179.00
0.00	ECS Return charges	1,713.00
0.00	Notice charges	4,500.00
0.00	Passbook charges	5,233.06
74,050.24	SMS Service Charges	55,410.50
424.00	Profit on sale of assets	0.00
7,873.60	Other Income	0.00
27,531.00	Cash Handling Charges	26,201.90
1,885.00	Inspection Charges	1,590.00
22,60,049.03	Total Other Income	3,100,383.66

ANNEXURE 'I' – NOTES ON ACCOUNTS AS ON 31.03.2022**DISCLOSURE REQUIREMENTS AS PER RESERVE BANK OF INDIA GUIDELINES:**

1	PARTICULARS	31.03.2021	31.03.2022
	Capital to Risk Assets Ratio (CRAR)		
a)	Tier I Ratio	20.01%	16.87
b)	Tier II Ratio	0.94%	0.59
	CRAR	20.95%	17.46
2	Movement of CRAR:		
a)	Tier I Capital	726.45 %	713.12
	Tier II Capital	34.09 %	25.05
	Capital Funds	760.54 %	738.18
	Risk Weighted Assets	3631.03 %	4226.66
3	Investments:		
a)	Book Value	1654.46	1504.59
b)	Face Value	1640.00	1500.00
c)	Market Value	1695.28	1483.51
4	Advances against		
a)	Real Estates	237.64	144.46
b)	Construction Business	NIL	NIL
c)	Housing	616.10	550.05
d)	Shares & Debentures	NIL	NIL
5	Advances to Directors, their relatives, companies/ firms in which they are interested		
	31.03.2021	31.03.2022	
		Funded	Non Funded
a)	Directors	50.00	10.74
b)	Relatives of Directors	NIL	NIL
	Total	50.00	10.74
6	Average cost of deposits	6.47%	5.81
7	NPAs:		
a)	Gross NPA	279.99	273.16
b)	Net NPA	187.53	160.36
8	Movement of NPAs:		
	Opening balance	404.50	279.99
	Add: addition during the year	97.05	59.40
	Less: closed/recovered/written off	221.56	66.23
	Closing balance	279.99	273.16
9	Profitability		
a)	Interest income as a percentage of working fund	7.75%	8.10%
b)	Non-interest income as a percentage of working fund	1.59%	0.71%
c)	Operating profit as a percentage of working fund	1.11	0.25%
d)	Return on assets	2.42%	0.34%
e)	Businessper employee	231.37	186.05
f)	Profit per employee	0.41	NIL
10	Provision made during the year towards:		

a)	NPAs	8.03			112.80	
b)	Standard Assets	0.00			10.01	
c)	Investment Depreciation Reserve	9.03			6.64	
d)	General Reserve	0.00			0.00	
e)	Reserve for PMC Bank deposit	20.00			66.50	
11	Foreign currency assets & liabilities	NIL			NIL	
12	Insurance premium paid to DICGC	8.03			8.11	
13	Penalties imposed by RBI	NIL			NIL	
14	Restructured accounts	NIL			NIL	
15	Fixed assets - Valuation / Revaluation	NIL			NIL	

NON-SLR INVESTMENTS

(Rs. in lakhs)

	Issuer	Amount	Extent of Private Placement	Extent of 'Below Investment Grade Securities'	Extent of 'Unrated Securities'	Extent of 'Unlisted Securities'
1	PSUs	-	-	-	-	-
2	FIs	-	-	-	-	-
3	Banks	745.49	-	-	-	-
4	Private Corporates	-	-	-	-	-
5	Subsidiaries/ Joint Ventures	-	-	-	-	-
6	Others	599.97	-	-	-	-
	Total	1345.46	-	-	-	-

MOVEMENT IN PROVISIONS

(Rs. in lakhs)

		Opening Balance		Additions		Deductions		Closing Balance	
		01.04.20	01.04.21	20-21	21-22	20-21	21-22	31.03.21	31.03.22
a)	Towards NPAs	84.43	92.46	8.03	20.34	0	0	92.46	112.80
b)	Towards Standard Assets	10.01	10.01	0	0	0	0	10.01	10.01
c)	Towards Investment Depreciation Reserve	0	9.03	9.03	0	0	2.39	9.03	6.64
d)	Towards Investment Fluctuation Reserve	0	0	0	0	0	0	0	0
f)	Towards Deposit with PMC Bank Ltd	20.00	40.00	20.00	26.50	0.00	0.00	40.00	66.50

YARDI PRABHU & ASSOCIATES LLP
Statutory Auditors
P. B. RAJMOHAN
Chairman
O. K. PRASAD
Vice - Chairman
SURESH S. SALIAN
Chief Executive Officer
Directors : KOMALAN GANGADHARAN
KISHORE PANDURANG PARKAR
PRASANNA ARAVINDAKSHAN
KISHOREKUMAR SUVARNA

E P VASU
V. V. CHANDRAN
DR. SURESHKUMAR MADHUSUDHANAN

K. K. SUSMERAN
MAYA SAHAJAN

SCHEDULE – “N”**NOTES FORMING PART OF ACCOUNTS FOR THE YEAR ENDED 31ST MARCH, 2022****I. 1. OVERVIEW**

Sree Narayana Guru Co-operative Bank Ltd., (The Bank) was incorporated on 11.05.2001 and has completed its 21 years of provision of wide range of Banking and Financial Services including commercial Banking and Treasury Operations. Bank's area of operation is upto Greater Mumbai and Thane District.

2. BASIS OF PREPARATION

The financial statements of the Bank have been prepared and presented in accordance with the generally accepted accounting principles in India. The Bank has prepared these financial statements to comply in all material respects with the accounting standards issued by the Institute of Chartered Accountants of India (ICAI) to the extent applicable, applicable statutory provisions under the Banking Regulation Act, 1949, circulars and guidelines issued by the Reserve Bank of India (RBI) from time to time and current practices prevalent in the co-operative banking sector in India.

The financial statements have been prepared following the going concern concept on the accrual basis under the historical cost convention. The accounting policies adopted in the current year are consistent with those of previous year.

3. USE OF ESTIMATES

The preparation of the financial statements requires the management to make estimates and assumptions that affect the reported amounts of assets and liabilities (including contingent liabilities) as on the date of the financial statements and the reported income and expenses for the reporting period. Actual results could differ from these estimates. Management believes that the estimates used in the preparation of the financial statements are prudent and reasonable. Any revision in the accounting estimates is recognized prospectively.

II. SIGNIFICANT ACCOUNTING POLICIES**1. Accounting Convention**

The financial statements are drawn up keeping in mind the historical costs and going concern concept and in accordance with generally accepted accounting principles and practices prevailing in Co-Operative Banks in India except otherwise stated.

2. Revenue Recognition

Income and expenditure are accounted on accrual basis except as stated below:

- a. Interest on Advances classified as Sub-standard, Doubtful or Loss Assets is recognized on realization.
- b. Commission, Exchange and Locker Rent are recognized as income on receipt basis.
- c. Interest on Fixed Income Securities is recognized on accrual basis in case it is serviced regularly.
- d. Broken period interest in respect of investments is treated as an item of revenue in Profit and Loss Account.

3. Advances

- (i) Advances are classified into Standard, Sub-Standard, Doubtful and Loss Assets in accordance with the guidelines issued by the Reserve Bank of India from time to time.

- (ii) Provision on Advances categorized under Sub-Standard, Doubtful and Loss Assets is made in accordance with the guidelines issued by the Reserve Bank of India.

4. Investments:

- (i) Investments are classified in the following categories, as required by the R.B.I. guidelines:
- Held to Maturity (HTM) – These comprise the investments which the bank intends to hold till maturity.
 - Held for Trading (HFT) – Securities which are held for resale within 90 days from the date of acquisition.
 - Available for Sale (AFS) – Investments which are not classified in the above two categories.
- (ii) Investments have been classified under 5 groups for the purpose of disclosure in the Balance Sheet as required by above mentioned RBI circular as under:
- Government securities,
 - Other Approved Securities,
 - Shares,
 - PSU Bonds
 - others
- (iii)
- (a) Cost of investment is arrived at after adding/ deducting brokerage, commissions and incidental expenses if any. Broken period interest paid in respect of Investments in Government Securities is charged to interest receivable from Government Securities.
 - (b) Investments in “Available for Sale” / “Held for Trading” are valued category wise and script wise at lower of book value (cost), face value or market value. Depreciation, if any, in each category is provided for and net appreciation, if any, is ignored. The market value for the purpose of valuation of investment included in the “Available for Sale” & the “Held for Trading” categories is the market price of the scrip as available from the trades/ quotes on the stock exchange, SGL Account, Financial Benchmark India Pvt. Ltd.(FBIL), or Bloomberg.
 - (c) In the case of investment classified under “Held to Maturity” (HTM) category, the premium amount, being the difference between the book value (cost) and face value is being amortized in equal installment over the remaining period for maturity. In case the security is purchased at a discount to the face value, the same is being booked as profit only at the time of maturity / sale of the security.
 - (d) Interest income on the investments is recognized on the accrual basis.
 - (e) In case any investment is classified as non-performing, the necessary provision is done on that account and unrealized interest on non performing Investment is accounted on realization basis.

5. Events Occurring After The Balance Sheet Date (AS-5)

While classifying accounts as NPAs, the Bank has given due regard to the events occurring after the Balance Sheet date, like closure / regularization by genuine recovery of NPA A/c etc., which has effect of altering the status of the account. Other than this, there is no event after the balance sheet date which may be deemed to have any material impact on the financial statements.

6. Property, plant and equipments (AS-10)

- a. Fixed Assets are stated at Written Down Value inclusive of incidental expenses incurred on acquisition.
- b. Fixed Assets except Computers, Softwares are depreciated on written down value basis at the rates and in the manner prescribed by the Management of the Bank as under:

Sr.No.	Particulars	Depreciation Rate
1	Electrical Fittings	15%
2	Dead Stock / Furniture	10%

- c. Depreciation on computers and software is calculated under Straight Line Method @ 33 1/3%.
- d. Depreciation on assets purchased and put to use for more than 180 days are depreciated at normal rate and depreciation on assets purchased and put to use for less than 180 days are depreciated at 50% of the normal rate.
- e. No depreciation is charged on assets sold during the year.
- f. Profit/ Loss on sale or disposal of asset is recognized in the year in which such sale or disposal takes place.
- g. Capital expenditure incurred on lease premises termed as Civil work is amortised over the period of lease of the respective premises.

7. Retirement benefits (As-15)

The retirement benefits in the form of provident fund are a defined contribution scheme. The contributions to PF are charged to profit and loss account for the year when the contributions are due.

The Bank provides for gratuity, a defined benefit retirement plan ('the Gratuity Plan') covering eligible employees. The Gratuity Plan provides a lump- sum payment to vested employees at retirement, death, incapacitation or termination of employment, of an amount based on the respective employee's salary and the tenure of employment with the Company.

Liabilities with regard to the Gratuity Plan are determined by LIC at each Balance Sheet date as the Bank has entered into agreement for the same. The Bank pays the Premium amount as informed by the LIC on receipt of the demand from LIC and debits the same to the Profit and Loss A/c.

8. Segment Reporting (AS-17)

- a. The Bank has identified two business segments taking into account the nature of services provided, the risks and returns, overall organization structure of the Bank and financial reporting system.
- b. Business Segments are classified as under:
 - a) Treasury: Dealing operations in Money Market Instruments, Trading / Investment in Bonds / Government Securities.
 - b) Other Banking Operations: Retail and corporate lending and advances to customers and related fee based income.
- c. Segment revenue, results, assets and liabilities include the respective amounts identifiable to each of the segments and amounts apportioned / allocated on a reasonable basis.
- d. Separate information regarding geographical segment is not given as the bank mainly caters to the needs of the Indian Customers.

9. Operating Lease (AS-19)

Lease payments for assets taken on operating lease are recognized in the Profit and Loss Account over the lease term in accordance with the AS-19 – Leases, issued by the Institute of Chartered Accountants of India.

10. Earning Per Share (AS-20)

Basic earning per share is calculated by dividing the net profit or loss for the period by the weighted average number of shares outstanding during the year. The weighted average number of shares is calculated on monthly basis.

11. Accounting for taxes On Income (AS-22)

Provision for current tax is made on the basis of estimated taxable income for the year. Deferred Tax is recognized, subject to consideration of prudence, in respect of the tax effects of timing differences between accounting income and taxable income for the period in respect of items of income and expenses that originate in one period and are capable of reversal in one or more subsequent periods.

Deferred Tax Assets and Liabilities are measured using the enacted or substantially enacted tax rates at the balance sheet date. Deferred Tax Assets are recognized only to the extent there is reasonable certainty that the assets can be realized in future.

Deferred Tax Asset / Deferred Tax Liability (net basis) as the case may be, is disclosed either under the head "Other Assets" or "Other Liabilities".

12. Intangible Assets (AS-26)

Cost incurred for purchase of software is capitalized and software is amortized in 3 years in accordance with AS-26 issued by ICAI.

13. Impairment Of Assets (AS-28)

The bank assesses at each balance sheet date whether there is any indication that an asset may be impaired. Impairment loss, if any, is provided in the Profit and Loss Account to the extent the carrying amount exceeds their estimated realizable amount.

14. Provisions, Contingent Liabilities and Contingent Assets (AS-29)

A provision is recognized when the Bank has a present obligation as a result of past event where it is probable that an outflow of resources embodying economic benefits will be required to settle the obligation, in respect of which a reliable estimate can be made. Provisions are not discounted to its present value except in case of decommissioning, restoration and similar liabilities that are recognized as cost of Property, Plant and Equipment and are determined based on best estimate of the expenditure required to settle the present obligation at the balance sheet date. These are reviewed at each balance sheet date and adjusted to reflect the current best estimates.

A disclosure of contingent liability is made when there is:

- i) A possible obligation arising from a past event, the existence of which will be confirmed by occurrence or non-occurrence of one or more uncertain future events not within the control of the Bank; or
- ii) A present obligation arising from a past event which is not recognized as it is not probable that an outflow of resources embodying economic benefits will be required to settle the obligation or a reliable estimate of the amount of the obligation cannot be made.

When there is a possible or a present obligation in respect of which the likelihood of outflow of resources embodying economic benefits is remote, no provision or disclosure is made.

Contingent assets are not recognized in the financial statements. However, contingent assets are assessed continually.

III. **NOTES ON ACCOUNTS:**

- 1) Certain items of Income & Expenditure as stated in Para 2 of the Significant Accounting Policies are accounted on cash basis. These are in deviation from the generally accepted practice and as laid down by Accounting Standard-9 on 'Revenue Recognition' issued by The Institute of Chartered Accountants of India, which specifies such items to be accounted for on accrual basis of accounting. This has resulted in such items being accounted for only in the year of realization / payment instead of splitting the same over two or more accounting periods due to the nature of the transactions.
- 2) The Bank has made provision for Bad & Doubtful Debts of Rs.20.34 lakhs as per classification of Non-performing Assets as per IRAC Norms stipulated by Reserve Bank of India.

3) **Investment:**

- i. The Bank has requirement of Depreciation on Investments of Rs.6.65 lakhs on valuation of investments in AFS and HFT category on Mark to Market basis as on 31.03.2022, as compared to balance of Rs.9.04 lakhs in Investment Depreciation Reserve (IDR) resulting in excess provision of Rs.2.39 lakhs. The said excess provision of Rs.2.39 lakhs is written back to Profit & Loss Account.
- ii. Reserve Bank of India vide Circular No. DOR.(PCB).BPD.Cir. No.11/16.20.000/2019-20 dated 20th April, 2020 advised the Urban Co-operative Banks (UCBs) that on conversion of the interbank exposures arising from deposits placed by UCBs with a UCB under AID in Long Term Perpetual Debt Instruments (LTPDI) recognized as capital instruments and their non-performing exposures arising from discounted bills drawn under LCs issued under a scheme of restructuring / revival by a UCB under AID, provision on the portion of deposit converted into such instruments shall not be required.
- iii. The Bank is holding Fixed Deposits with Punjab and Maharashtra Co-op. Bank Ltd. (PMC) amounting to Rs.1,00,00,000.00 and Balance in current account of Rs.9,58,763.00 as on 31.03.2021. As per the letter received from Unity Small Finance Bank (Unity SFB) dated 25.03.2022, a scheme of amalgamation came into force w.e.f. 25.01.2022 between PMC Bank and Unity SFB, according to which PMC Bank was amalgamated with Unity SFB. As per the scheme, outstanding uninsured deposits (including interest accrued till 31.03.2021) of the Bank shall be converted into Perpetual Non-cumulative Preference Shares and Equity Warrants of Unity SFB as on appointed date.
- iv. Reserve Bank of India vide its latest circular No.DOR.MRG.REC.46/00-00-011/2022-23 dated 10.06.2022 regarding provisioning of Inter Bank Exposure has clarified that UCB shall continue to make provisions on Inter Bank Exposures arising from outstanding uninsured deposits as per Circular dated April 20, 2020 ibid until the actual allotment of PNCPS / Equity Warrants. After the allotment of PNCPS / Equity Warrants, the provisions made on exposures arising from deposits shall be reversed only if such provisions are in excess of loss, if any, due to treatment of PNCPS and Equity Warrants.
- v. The Bank has made provision towards deposits held with PMC Bank (now Unity SFB) to the extent of @20% of Rs.26.50 lakhs as 3rd installment of the provision as per the RBI

guidelines towards Investment in Unity SFB of Rs.110.83 lakhs. As such, total provision made by the Bank towards Unity SFB deposits is Rs.66.50 lakhs as on 31.03.2022.

- vi. As per the above scheme, Bank's all types of deposits along with interest thereon with PMC Bank shall be converted in only one account in Unity SFB. As such, total amount of deposits in PMC Bank along with interest of Rs.1,10,83,763.00 matching with the Trial balance of the PMC Bank shall be transferred in one account in the name of the Bank in the books of Unity SFB and Bank has disclosed entire liability of fixed deposits and current account amounting to Rs.1,10,83,763.00 as "Deposit with Unity SFB".

4) AS-5 - Prior Period Adjustment

There are no material prior period expenditure / income requiring disclosure by the Bank during the year.

5) AS-10 – Property, Plant and Equipment

The Bank has not accounted and disclosed depreciation and Fixed Assets in accordance with revised AS-10 issued by Institute Of Chartered Accountants of India (ICAI).

6) AS -15 – Retirement Benefits

Defined contribution Plans viz Provident fund and other similar funds:

- a) Bank has accounted leave encashment on cash basis which is not in accordance with the Accounting Standard-15 (AS-15) issued by the Institute of Chartered Accountants of India.
- b) Since the Bank is accounting leave encashment on cash basis, the Bank not made provision for leave encashment for the year ended 31.03.2022.
- c) The Bank's Present Value of Obligations (PVO) of gratuity is Rs.9.51 Lakhs as compared to Fair Value of Plan Assets (FVP) of gratuity of Rs.11.25 Lakhs resulting in Asset of Rs.1.74 Lakhs. Hence, there is no provision requirement as on 31.03.2022.
- d) The details as required by Accounting Standard 15 (Revised) pertaining to Gratuity is as under:

(Rs. in lakhs)

Sr. No.	Particulars	Gratuity (Funded) 31.03.2022
1.	Discount rate	7.00%
2.	Expected Return on plan assets	4.00%
3.	Salary escalation rate	4.00%
4.	Reconciliation of opening and closing balance of the present value of the defined benefit obligation:	
i.	Present value of obligation as at 01.04.2021	6.96
ii.	Interest cost	0.49
iii.	Current service cost	1.17

Sr. No.	Particulars	Gratuity (Funded) 31.03.2022
iv.	Benefits paid	(0.36)
v.	Actuarial (gains) / loss on obligations	1.25
vi.	Present value of obligation as at 31-03-2022	9.51
5.	Reconciliation of opening & closing balance of fair value of fair plan assets:	
i.	Fair value of plan assets as at 01-04-2021	8.60
ii.	Expected return on plan assets	0.47
iii.	Contributions	2.54
iv.	Benefits paid	(0.36)
v.	Actuarial gain / (loss) on plan assets	0
vi.	Fair value of plan assets as at 31-03-2022	11.25
7.	Amount recognized in Balance Sheet	
i.	Present value of obligations as at 31-03-2022	9.51
ii.	Fair value of Plan Assets as at 31-03-2022	11.25
iii.	Assets / (liability) as at 31.03.2022	1.74
8.	Expenses recognized in Profit & Loss Account	
i.	Current service cost	1.17
ii.	Interest cost	0.49
iii.	Expected Return on planned Assets	(0.47)
iv.	Net actuarial (gain) / loss	1.25
v.	Expenses to be recognized in Profit & Loss Account	2.44

7) **AS-18 – Related Parties and Disclosure**

The Bank is a Co-operative Society under the Maharashtra Co-operative Societies Act, 1960 and there are no Related Parties requiring disclosure under Accounting Standard 18 issued by I.C.A.I., other than Key Management Personnel i.e. Mr. Suresh Salian, Chief Executive Officer during the year. However, in terms of the Reserve Bank of India Circular dated 29.03.2003, he is being a single party covered by this category, no further details thereon need to be disclosed.

8) **AS-21 – Consolidated Financial Statements**

Since Bank does not have any Subsidiary Companies/ Co-Operative Societies, the Accounting Standard 21 (AS-21) regarding consolidated financial statements is not applicable to the Bank.

9) **AS-22—Deferred Tax:**

The Bank has commenced accounting timing difference between book profit and taxable profit during the year. Such differences of tax liability as at 31st March, 2022 are as follows:

(Rs. in lakhs)

Particulars	Balance as on 31.03.2021	For the Year	Balance as on 31.03.2022
Deferred Tax Asset			
Bad & Doubtful Debts Reserve	0	4.70	4.70
Deferred Tax Liability			
Depreciation	0	0.20	0.20
Net Deferred Tax Asset / (Liability)	0	4.90	4.90

The application of Deferred Tax has resulted in a net credit of Rs.4.90 lakhs to the Profit and Loss Account for the year ended March, 2022. The closing Deferred Tax Assets (net) of Rs.4.90 lakhs is shown under the head "Other Assets".

10) **AS-26 - Details of Expenditure on Computer Software**

Details of Computer Software Expenses in accordance with Accounting Standard 26 on Intangible Assets issued by ICAI are as under:

(Rs. in lakhs)

	31.03.2022	31.03.2021
Carrying amount at the beginning of the year	3.06	3.43
Add: Additions during the year	0.04	1.47
Less: Amortization during the year	1.83	1.84
Carrying amount at the end of the year	1.27	3.06

11) **AS-28 – Impairment of Asset**

The Bank has ascertained that there is no impairment in the fixed assets of the Bank and as such, no disclosure in compliance with Accounting Standard 28 issued by the ICAI is required.

12) **AS-29 – Provisions Contingent Liabilities and Contingent Assets**

(i) **Bank Guarantees**

(Rs. In Lakhs)

	31.03.2022	31.03.2021
Bank Guarantees	22.50	12.50
DEAF	14.07	11.98

13) Previous year's figures have been regrouped / rearranged wherever necessary to conform to the layout of the accounts of the current year.

INDEPENDENT AUDITOR'S REPORT

[As required under section 31 of the Banking Regulation Act, 1949, Section 81 of the MCS Act, 1960 and Rule 69(3) of MCS Rules, 1961 (as applicable to Co-Operative Societies)]

To,
The Members,
Sree Narayana Guru Co-operative Bank Limited,

Report on the Financial Statements

Opinion

1. We have audited the accompanying Financial Statements of **Sree Narayana Guru Co-operative Bank Limited**, ("the bank") as at **31st March, 2022** which comprise the **Balance Sheet** as at **31st March, 2022** and the **Profit and Loss Account** for the year then ended and a summary of significant accounting policies and other explanatory information in which are included returns of Head Office and its departments and 6 branches, which have been audited by us and are consolidated in these financial statements. Since all the branches are subjected to statutory audit, the matter of submission of details of percent of advances /deposits /interest income / interest expense of unaudited branches is not applicable.
2. In our opinion and to the best of our information and according to the explanations given to us, the aforesaid financial statements read together with the Notes thereon give the information required by the Banking Regulation Act, 1949 (as applicable to cooperative societies), the Maharashtra Cooperative Societies Act, 1960 / 2013, the Maharashtra Cooperative Societies Rules, 1961 / 2014, the guidelines issued by Reserve Bank of India and Registrar of Cooperative Societies, Maharashtra and the comments mentioned in Audit Memorandum enclosed herewith in the manner so required and give a true and fair view in conformity with the accounting principles generally accepted in India:
 - (i) in the case of the **Balance Sheet**, of the **state of affairs** of the Bank as at **31st March, 2022**;
 - (ii) in the case of the **Profit and Loss Account**, of the **Loss** for the year ended on that date; and

Basis for opinion

3. We conducted our audit in accordance with the Standards on Auditing (SAs) issued by the Institute of Chartered Accountants of India (ICAI). Our responsibilities under those standards are further described in the Auditor's Responsibilities for the Audit of the Financial Statements section of our report. We are independent of the bank in accordance with the code of ethics issued by the ICAI together with ethical requirements that are relevant to our audit of the financial statements under the provisions of the Banking Regulations Act, 1949 and the rules made there under and under the provisions of the Maharashtra Cooperative Societies Act, 1960 / 2013 and Maharashtra Co-operative Societies Rules, 1961 / 2014 made there under and we have fulfilled our other ethical responsibilities in accordance with these requirements and the code of ethics. We believe that the audit evidence we have obtained is sufficient and appropriate to provide a basis for our opinion on the Financial Statements.

Responsibilities of the Management and those charged with Governance for the Financial Statements

4. The Bank's Board of Directors is responsible with respect to the preparation of these financial statements that give a true and fair view of the financial position, financial performance of the Bank in accordance with the accounting principles generally accepted in India, including the Accounting Standards issued by ICAI, and provisions of the Banking Regulations Act, 1949, the guidelines issued by the Reserve Bank of India and the guidelines issued by the Registrar of Co-operative Societies, Maharashtra Co-operative Societies Act, 1960/2013, Maharashtra Co-operative Societies Rules, 1961/2014 from time to time. This responsibility also includes maintenance of adequate accounting records in accordance with the provisions of the Acts for safeguarding of the assets of the Bank and for preventing and detecting frauds and other irregularities; selection and application of appropriate accounting policies; making judgments and estimates that are reasonable and prudent; and design, implementation and maintenance of adequate internal financial controls, that were operating effectively for ensuring the accuracy and completeness of the accounting records, relevant to the preparation and presentation of the financial statements that give a true and fair view and are free from material misstatement, whether due to fraud or error. In preparing the financial statements, management is responsible for assessing the Bank's ability to continue as a going concern, disclosing, as applicable, matters related to going concern and using the going concern basis of accounting unless management either intends to liquidate the Bank or to cease operations, or has no realistic alternative but to do so.
5. Those charged with governance are responsible for overseeing the entity's financial reporting process.

Management's Responsibility for the Financial Statements

6. Management is responsible for the preparation of these financial statements that give true and fair view of the financial position and financial performance of the Bank in accordance with the Banking Regulation Act 1949 (as applicable to co-operative societies), the guidelines issued by the Reserve Bank of India and the guidelines issued by the Registrar of Co-operative Societies, Maharashtra, the Maharashtra Co-operative Societies Act, 1960, and the Maharashtra Co-operative Societies Rules, 1961, (as applicable) and generally accepted accounting principles in India so far as applicable to the Bank. This responsibility

includes the design, implementation and maintenance of internal control relevant to the preparation of the financial statements that are free from material misstatement whether due to error or fraud.

Auditor's Responsibility

7. Our objectives are to obtain reasonable assurance about whether the financial statements as a whole are free from material misstatement, whether due to fraud or error, and to issue an auditor's report that includes our opinion. Reasonable assurance is a high level of assurance, but is not a guarantee that an audit conducted in accordance with Standards on Auditing will always detect a material misstatement when it exists. Misstatements can arise from fraud or error and are considered material if, individually or in the aggregate, they could reasonably be expected to influence the economic decisions of users taken on the basis of these financial statements.

As part of an audit in accordance with Standards on Auditing, we exercise professional judgment and maintain professional skepticism throughout the audit. We also:

- ξ Identify and assess the risks of material misstatement of the financial statements, whether due to fraud or error, design and perform audit procedures responsive to those risks, and obtain audit evidence that is sufficient and appropriate to provide a basis for our opinion. The risk of not detecting a material misstatement resulting from fraud is higher than for one resulting from error, as fraud may involve collusion, forgery, intentional omissions, misrepresentations, or the override of internal control. ξ
Evaluate the appropriateness of accounting policies used and the reasonableness of accounting estimates and related disclosures made by the management.
- ξ Conclude on the appropriateness of management's use of going concern basis of accounting and, based on the audit evidence obtained, whether a material uncertainty exists related to events or conditions that may cast significant doubt on the Bank's ability to continue as a going concern. If we conclude that a material uncertainty exists, we are required to draw attention in our auditor's report to the related disclosures in the financial statements or, if such disclosures are inadequate, to modify our opinion. Our conclusions are based on the audit evidence obtained up to the date of our auditor's report. However, future events or conditions may cause the Bank to cease to continue as a going concern.

We communicate with those charged with governance regarding, among other matters, the planned scope and timing of the audit and significant audit findings, including any significant deficiencies in internal control that we identify during our audit.

Report on Other Legal and Regulatory Requirements

8. The Balance Sheet and the Profit and Loss Account have been drawn up in Forms "A" and "B" respectively of the Third Schedule to the Banking Regulation Act, 1949 and provisions of the Maharashtra Co-operative Societies Act, 1960/2013 and the Maharashtra Co-operative Societies Rules 1961/2014 as applicable.
9. As required by Section 30 of the Banking Regulation Act, 1949 as applicable to the Co-Operative societies read with the provisions of section 81 of the Maharashtra Co-Operative Societies Act.1960/2013, We report that:

- a. The Balance Sheet, the Profit and Loss Account have been drawn up in Forms A and B respectively of the Third Schedule read with Section 29 to the Banking Regulation Act, 1949 as applicable to Co-operative Societies read with the provisions of Maharashtra Co-operative Societies Act, 1960 and Maharashtra Co-operative Societies Rules 1961;
- b. We have obtained all the information and explanations, which to the best of our knowledge and belief were necessary for the purpose of our audit and have found to be satisfactory;
- c. In our opinion, proper books of account as required by law have been kept by the Bank so far as it appears from our examination of those books and proper returns adequate for the purposes of our audit have been received from the branches / offices;
- d. As required by Section 30(3) of the Banking Regulation Act, 1949, we further report that the transactions of the Bank which came to our notice have been within the powers of the Bank.
- e. The Balance Sheet and the Profit & Loss Account dealt with by this report, are in agreement with the books of account and the returns;
- f. The reports on the accounts of the branches/offices audited by the branch auditors have been forwarded to us and have been properly dealt with by us in preparing this Report;
- g. *The bank has not disclosed Property, Plants and Equipment as required by Revised AS-10 issued by ICAI and hence resulted in non-compliance of the said Accounting Standard.*
- h. *The Bank has not accounted leave encashment liability on accrual basis and hence resulted in non-compliance of Accounting Standard 15 regarding Retirement Benefits.*
- i. *The Bank has not complied with Accounting Standard relating to cash flow statement (AS 3), Segment reporting (AS 17) and Lease Accounting (AS 19) issued by Institute Of Chartered Accountants of India (ICAI).*
- j. *The Bank has not accounted Earning Per Share in accordance with AS-20 - issued by Institute Of Chartered Accountants of India (ICAI).*
- k. Subject to (g) to (j) above, the accounting standards adopted by the Bank are consistent with those laid down by accounting principles generally accepted in India so far as applicable to Banks;

10. The details as required by the Rule 69(6) of Maharashtra Co-operative Societies Rules 1961 are given in the Audit Memorandum separately.
11. We further report that for the year under audit, the Bank has been awarded "**A**" **classification.**

For Yardi Prabhu & Associates LLP

Chartered Accountants

F.R.NO. 111727W/ W100101

Date-26.08.2022

Rahul Ringe

Place:Mumbai

Partner

M. NO: 116172

UDIN: 22116172ALMGLZ2802

PROPOSED AMENDMENT TO THE BYE-LAWS OF THE BANK

Bye Law No.	Existing Bye Law	Proposed Amended Bye-Law will read as	Justification/Purpose of Proposed Amendment
3	The area of operation of the Bank shall be confined to Greater Mumbai & Thane district/s or taluka/s from the Maharashtra State	The area of operation of the Bank shall be confined to Greater Mumbai, Thane, Raigad & Palghar district/s or taluka/s from the Maharashtra State.	Many areas adjacent to our branches at Navi Mumbai fall under the district of Raigad. Some areas which were earlier within our area of operation in Thane district have been shifted to Palghar district on creation of the new district. Hence in order to continue and extend the banking services to those areas, the amendment has been proposed.
32(k)	Approval for appointment of Auditors and fixation of remuneration as provided in act	<p>a) With amendment promulgated under the Banking Regulation Act 1949, vide Reserve Bank of India (RBI) has directed Circular No. RBI/2021-22/25/DoS.CO.ARG/SEC.01/001/2021-22 dated 27th April 2021 issued guidelines for appointment of statutory Auditors to UCB's will be required to take prior approval of Reserve Bank of India for appointment/reappointment of Statutory Auditor as on Annual Basis in terms of statutory provision.</p> <p>b) The Audit fees of Statutory Auditors shall be decided in terms of the relevant statutory/regulatory provisions. The Audit fees shall be reasonable and commensurate with scope and coverage of Audit, Size and spread of Assets. The Board shall authorize for fixing Audit fees of statutory Auditors.</p>	To be in compliance under Reserve Bank of India Circular No. RBI/2021-22/25

FOR INFORMATION AND COMPLIANCE

1. Members having shares worth less than Rs.1000 are requested to apply for additional shares to make their shareholding upto the minimum amount of Rs.1000 required as per model Bye Laws adopted by the Bank.
2. Members are also requested to open any type of account with Bank and maintain a minimum deposit of Rs.3000.00 or avail a loan of minimum Rs.50000.00 to continue as an active member.
3. It is the duty of every member of a society to attend at least one general body meeting in the previous five consecutive years and to utilize minimum level of services at least once in the previous five consecutive years as prescribed in the bye laws.

BRANCHES

Chembur : Sree Narayana Nagar, P L Lokhande Marg, Chembur (W), Mumbai 400 089 Tel.: 9326038602
Email: chembur@sngcbank.com

Bhandup : Shop no.5, ground floor, Ashok Industrial premises CS Ltd, L B S Marg, Bhandup(W), Mumbai 400 078 Tel.: 7021824137 Email: bhandup@sngcbank.com

Mulund : Shop no. 9&10, ShubhamShreyas Building, SewaramLalwani Road, Mulund(W), Mumbai 400 080 Tel.: 25617575 / 25617574 Email: mulund@sngcbank.com

Nerul : Shop no. 6&7, Balshet Apartment, Plot no. B/104, Sector 23/B, Darave, Nerul, Mumbai 400 706 Tel.: 27710055 Email: nerul@sngcbank.com

Koparkhairane : Shop no.1, Om Tower CHS Ltd, Plot no.83, Sector 8, Koparkhairane, Navi Mumbai 400709 Tel.: 27545444 Email: koparkhairane@sngcbank.com

CBD Belapur : Shop no.12, Maruti Towers, Plot no. 35, Sector 11, CBD Belapur, Navi Mumbai 400614 Tel.: 27564757 Email: cbdbelapur@sngcbank.com

SREE NARAYANA GURU CO-OP BANK LTD.

Regd. Off: Sree Narayana Nagar, P L Lokhande Marg, Chembur(W), Mumbai 400089

Mob:8451910506, Email id headoffice@sngcbank.com

Kindly provide us Bank details through email or post, so in future the Dividend amount will be credited to your bank a/c through NEFT as and when the dividend is declared.

Name _____

Membership No _____

Mobile no _____

Email id _____

Bank Name _____

Bank branch Address _____

Account no _____

Type of a/c i) Savings ii) Current

IFSC No. _____

Signature: _____

SREE NARAYANA GURU CO-OPERATIVE BANK LTD., MUMBAI**REGISTRATION****22nd ANNUAL GENERAL MEETING held on 18th September, 2022**

Please fill in the details and send to headoffice@sngcbank.com /WhatsApp 8451910506 5 days prior to the meeting.

Name of Shareholder	
Membership No.	

Date : 18/09/2022	Time :10:30 a.m.
Place :	Sree Narayana Guru High School Complex, Room No. 201, 2 nd Floor, Seminar Hall, P.L. Lokhande Marg, Chembur, Mumbai-400089
Signature :	

SREE NARAYANA GURU CO-OPERATIVE BANK LTD., MUMBAI

CERTIFICATE OF ATTENDANCE

22ND ANNUAL GENERAL MEETING held on _____.

Please fill in the Attendance details and hand over at the entrance of the meeting hall.

NAME OF SHAREHOLDER	
MEMBERSHIP NO.	

DATE: 18.09.22	TIME: 10:30 am
PLACE:	Chembur, Mumbai
SIGNATURE:	

SREE NARAYANA GURU CO-OPERATIVE BANK LTD.

It is certified that Mr./Ms. _____ has attended the 22nd Annual General Meeting held on _____ at Sree Narayana Guru High School Complex, 1st Floor, Seminar Hall, P.L. Lokhande Marg, Chembur, Mumbai-400 089.

Authorized Signatory

Our Products

Deposits:

- Savings Bank
- Current Account
- Term Deposits
 - * Fixed Deposits
 - * Monthly Interest Deposit (MID)
 - * Quarterly Interest Deposit (QID)
 - * Re-investment Scheme (Cumulative)
 - * Recurring Deposit.

Loans & Advances:

- 1) Working Capital Facility (CC)
- 2) Overdraft
- 3) Mortgage Loan (LAP)
- 4) Education Loan
- 5) Personal Loan
- 6) Housing Loan
- 7) Vehicle Loan
- 8) Gold Loan
- 9) Sree Narayana Guru Doctor +

Other Services

- ✓ Safe Deposit Locker Facility
- ✓ Issuing Solvency Certificate
- ✓ Issuing Bank Guarantee
- ✓ Mutual Funds related services
- ✓ Insurance related services
- ✓ RTGS / NEFT Facility

*Think Investment
Think SNGC Bank...*



- **MICRO WOMAN ENTREPRENEUR LOAN**
- **LOAN AGAINST PROPERTY**
- **EASY LOAN TO MSME SECTOR**
- **LOAN AGAINST GOLD ORNAMENTS**
- **EDUCATION LOAN**
- **DICGC COVER UPTO RS. 5.00 LAKHS**

**Balancing
Financial
Goals is
Challenging...**

- **Insurance Products**
- **Pan Card Services**
- **Mutual Funds**

Investment with SNGC BANK is

- 1. Easier to Invest**
- 2. Convenient to Track**
- 3. Just right for Investment**

*...Realise all
Your dreams with
Mutual Funds Investment with Us*

SREE NARAYANA GURU CO-OP. BANK LTD., MUMBAI

**Sree Narayana Nagar, P.L. Lokhande Marg,
Chembur (W), Mumbai 400 089**